

**Office Furniture**

**Pallet Racking**

**Safety Supplies / AEDs**

**Steel Buildings**

**Lockers**

**Shelving**

**Storage Cabinets**

**Absorbents**

**Promotional Items**

**Install Services**

**Layout & Design**

**Industrial Supplies**

**Embroidery / Screen Printing**

**Heat Press Transfers**

**Bathroom Partitions & Accessories**

**Dollies / Carts / Hand Trucks**

**Dock Equipment**

**Road Traffic Cones**

**Trucking Supplies**

**Flammable Cabinets**



**CUSTOMS**

**CONSTRUCTION**

**COMMERCIAL**

9502 Route 22  
Blairsville, PA, 15717, US



724-327-4904  
[www.kemmcosales.com](http://www.kemmcosales.com)

# TABLE OF CONTENTS

## SAFETY

|                                   |    |
|-----------------------------------|----|
| AEDs .....                        | 3  |
| Eyewear & Hearing .....           | 4  |
| Gloves & Road Cones .....         | 5  |
| Clothing .....                    | 6  |
| Flame Retardant Clothing .....    | 8  |
| Hand Armor Gloves .....           | 9  |
| Hard Hats .....                   | 10 |
| Safety Helmets & Illumagear ..... | 13 |

## OFFICE

|                                   |    |
|-----------------------------------|----|
| Cubicle Panels/Workstations ..... | 14 |
| Furniture .....                   | 16 |
| Stand-Up Desks .....              | 19 |
| Chairs .....                      | 20 |
| Couches .....                     | 23 |
| File Cabinets .....               | 25 |

## BATHROOM PARTITIONS

21

## LOCKERS

23

## STEEL BUILDINGS

|                             |    |
|-----------------------------|----|
| Building Solutions .....    | 27 |
| Rigid Frame .....           | 29 |
| Cold-Formed Buildings ..... | 30 |
| Arch-Style .....            | 31 |
| Carports & Garages .....    | 32 |

## RIVET SHELVING

33

## KEMMCO CUSTOMS

34



# Automated External Defibrillators

All AED products include a safety class and an automatic reminder for when batteries and pads need to be changed. We will beat any competitor pricing – call us for more information.

## Stryker/Physio Control

AEDs: CR2, LifePak 1000, Heartsine Samaritan 350P, 360P, 450P and Aviation models

Accessories for: CR2, Lifepak 1000, CRPlus, CR Express, Lifepak 500 and all Heartsine models



## Defibtech

AEDs: Lifeline & Aviation View, Lifeline

Accessories for: Lifeline & Aviation View and Lifeline



## Philips

AEDs: Heartstart FRX, Heartstart Aviation FRX and Heartstart Onsite

Accessories for: Heartstart FRX, Aviation FRX and Heartstart Onsite



## Zoll

AEDs: Zoll AED Plus, Zoll AED Pro, Zoll AED 3

Accessories for: Zoll AED Plus, Pro and 3



## Cardiac Science

AEDs: Cardiac Science Powerheart G5

Accessories for: Cardiac Science Powerheart G3 and G5



**SAFETY**



## Intruder



S4110S



S4120S



S4180S



S4110ST



S4120ST

## z-tek



S2510S



S2520S



S2580S



S2510ST



S2520ST

## Ever-Lite



SB8610D



SB8620D



SB8610DT



SB8620DT



SB8680D



SB8680DT

## Proximity



SB9310STM



SB9323STM



SB9380ST

## Solo



S510S



S510SJ  
Over the Glass  
Option

## Hearing Products



DP1001



DP1000



CM6010



PM2010



PM3010



## Gloves



GL402C5



GL503



GL609C



GL2001K



GL601



GL613C



GL406



HRP50



BMN100



ALS100



AA100



PNK100

## Road Cones – all varieties available

- 28"
- 36"
- Slimline
- 10 Lb
- 12 Lb



**SAFETY**



Hi-Vis



RVZ2110



RVZ2410



RTS2110B



RLTS3110B



RVZ3410

Class 2



ECO-ATRANS - SOLID



ECO-GC - MESH



ECO-ISZ - SOLID



ECO-IM2TZ - MESH

Class 3



LUX-HSCLC3Z - MESH



LUX-HSCOOL3 - MESH



ECO-SIMZ32T - MESH

Breakaway



LUX-SC2TB - MESH CLASS 2

FR - Flame-Retardant *Continues on Page 8*



LUX-SSG/FR  
SOLID MODACRYLIC  
CLASS 2



FR-VCR1112  
SOLID COTTON/  
POLY CLASS 2



FR-VM2213  
MESH MODACRYLIC  
CLASS 3

Self-Extinguishing



LUX-GCB32T  
MESH  
CLASS 3



TSE-IM2TZ  
MESH  
CLASS 2



### Outerwear



CROSSOVER JACKET  
SP-CROSSJKT



BOMBER  
LUXTJBJ



BARKA  
LUX-RSDJKT



PARKA  
SP-RSPARKA

### Recycled - Sustainable



WOMEN'S VEST  
SOLID/MESH  
LUX-RYSMW



WOMEN'S VEST  
MESH  
ECO-RYIMZW



SHORT SLEEVE T-SHIRT  
POLY BIRDSEYE  
LUX-RYSST2



SUSTAINABLE VEST  
MESH  
LUX-RY2MB



ZIP-UP BLACK BOTTOM HOODIE  
POLY-FLEECE  
LUX-RYSWHZ

### Rainwear

#### Premium Rain Gear



JACKET - LUX-TJR



PANTS - LUX-TENR



BIB PANTS - LUX-TENBIB

#### Classic Rain Gear



JACKET - LUX-TRJKT



PANTS - LUX-TRPNT



BIB - LUX-TRBIB

#### Leg Gaiters



LUX-SG



# Flame Retardant Clothing

## Outerwear



MFRCHDY-4



MFRRJDH-0016



MFRIJDH-006



MFRVST-001



MFRJTJDH-0038



MFRFPTH-001



MFRHDY-003

## Long Sleeve



MFRCBST-2



MFRCCNT-3



MFRRJDH-0016



MFR-605-LT



MFRCLS-0010



MFRDHAS-02



MFRCONGP55



MFRCONGP57



MFRCNT-LW



MFRCNT-009



MFRCSHNL-01



MFRPLDB-4



MFRCAMOT-1

## Overalls



MFRBIBO-0017



MFRIB-007



MFRCVRLTP-0018



MFRCVRL-0014

## Pants



MFRCP-0015



MFRP-5



MFRP-6



MFRJ-101



MFRJ-102



MFRJ-008





# Hand Armor Gloves

## Unlined



58-BK



1250WP



318BK



314BK



1555B



75MC



1501



17T



1160



2204

## Lined/Seasonal



57CA



57OR



56BR



WM900D



G85



3422PH



3422P



65T



1750BK



G4200

## Specialty



3800



301BK



3350AF



304N



2200CA



# Hard Hats – SL Series

## Full Brim

- Shell constructed from High Density Polyethylene materials.
- Soft brow pad is replaceable. Replaceable suspensions and headbands also available.
- Ratchet suspension is easy to adjust and allows the wearer to modify the fit while wearing hard hat.
- Testing: Impact, Penetration, Flammability, Electrical Insulation, Marking & Humidity.



| 4-Point Ratchet |          | 6-Point Ratchet |      | Color          |
|-----------------|----------|-----------------|------|----------------|
| Part            | Part     | Part            | Part |                |
| HP24110••       | HP26110• |                 |      | White          |
| HP24111••       | —        |                 |      | Black          |
| HP24120••       | HP26120• |                 |      | Red            |
| HP24130••       | HP26130• |                 |      | Yellow         |
| HP24131••       | —        |                 |      | Hi-Vis* Lime   |
| HP24135••       | HP26135• |                 |      | Green          |
| HP24140••       | HP26140• |                 |      | Orange         |
| HP24141••       | —        |                 |      | Hi-Vis* Orange |
| HP24160••       | HP26160• |                 |      | Blue           |

|       |       |                        |
|-------|-------|------------------------|
| HP241 | HP261 | Replacement Suspension |
|-------|-------|------------------------|

\*Hi-Vis colors have been tested for the "HV" mark.

| GENERAL SPECIFICATION                                    |
|--|
| General Dimensions: height 6" x length 12.5" x width 10" |
| Headband Sizes: 6 1/2 - 8"                               |
| Weight: 394 grams / 13.9 oz                              |
| Outer Shell Material: High Density Polyethylene          |
| Style: Wide Brim Style                                   |
| Suspension Strap Material: Nylon                         |
| Accessory Slots: No                                      |
| Chin Strap Attachment: Yes                               |
| Replacement Suspension: Yes                              |
| Reverse Donning: No                                      |
| Rain Trough: No  |

## Cap Style

ANSI Z89.1  
CSA Z94.1

- Low-profile design
- High density polyethylene materials
- Rain trough
- Universal accessory slots
- Available with 4- and 6-point nylon suspensions – snap lock and ratchet styles
- Suspensions adjust from 6½ to 8 head size
- Passes for reverse orientation and low temperature (LT)
- Meets Class E, G, and C
- Hi-vis colors have been tested for the HV mark
- Custom imprinting available



### 4-Point Ratchet | 13 Variations

- HP14110•• White
- HP14111•• Black
- HP14112•• Gray
- HP14120•• Red
- HP14130•• Yellow
- HP14131•• Hi-vis Lime
- HP14135•• Green
- HP14140•• Orange
- HP14141•• Hi-vis Orange
- HP14160•• Blue
- HP14162•• Light Blue
- HP14165•• Dark Blue
- HP14170•• Pink

### 6-Point Ratchet | 7 Variations

- HP16110• White
- HP16120• Red
- HP16130• Yellow
- HP16135• Green
- HP16140• Orange
- HP16141• Hi-vis Orange
- HP16160• Blue

### 4-Point Snap Lock | 8 Variations

- HP14010• White
- HP14020• Red
- HP14030• Yellow
- HP14031• Hi-vis Lime
- HP14035• Green
- HP14040• Orange
- HP14060• Blue
- HP14062• Light Blue

### 6-Point Snap Lock | 5 Variations

- HP16010• White
- HP16020• Red
- HP16030• Yellow
- HP16035• Green
- HP16040• Orange



# Hard Hats – Ridgeline Series



## Cap Style

ANSI  
CSA (with clip only)

- Shell constructed from ABS material
- Low profile design
- Available with 4- point and 6-point ratchet suspensions
- Swinging hinge points
- 4-position harness
- Adjusts from 6½ to 8
- Rear padded suspension
- Replacement suspensions available
- Vented pressure pad
- Universal accessory slots
- Passes Reverse Orientation, High-Temperature (HT) and Low Temperature (LT)
- Vented cap style hard hats are rated Class C and do not meet Class E or G safety standards
- Custom imprinting available



## Vented Cap Style

4-Point Ratchet | 7 Variations

- HP44110V • White
- HP44112V • Gray
- HP44120V • Red
- HP44130V • Yellow
- HP44131V • Hi-Vis Lime
- HP44141V • Hi-Vis Orange
- HP44160V • Blue

## Standard Cap Style

4-Point Ratchet | 15 Variations

- HP44110 • White
- HP44110C • White
- HP44112 • Gray
- HP44113 • Slate Gray
- HP44120 • Red
- HP44130 • Yellow
- HP44130C • Yellow
- HP44131 • Hi-Vis Lime
- HP44131C • Hi-Vis Lime
- HP44135 • Green
- HP44141 • Hi-Vis Orange
- HP44160 • Blue
- HP44162 • Light Blue
- HP44165C • Dark Blue
- HP44170 • Hi-vis Pink



6-Point Ratchet | 7 Variations

- HP46110 • White
- HP46120 • Red
- HP46130 • Yellow
- HP46131 • Hi-Vis Lime
- HP46135 • Green
- HP46141 • Hi-Vis Orange
- HP46160 • Blue



Non-vented head protection meets ANSI Z89.1 (•), Type 1, Class E, G and C. Vented head protection meets ANSI Z89.1 (••), Type 1, and Class C. Hi-vis colors have been tested for the "HV" mark. Some options meet Canadian CSA Z94.1 - 2015 (•), Type 1, Class E, G and C standards – SEI third-party certification. For specific options visit our website or contact your sales representative.

**SAFETY**



# Hard Hats – Ridgeline Series



## Vented Full Brim

- 4-Point Ratchet Vented | 7 Variations
- HP54110V •• White
  - HP54113V •• Slate Gray
  - HP54130V •• Yellow
  - HP54131V •• Hi-Vis Lime
  - HP54141V •• Hi-Vis Orange
  - HP54160V •• Blue
  - HP54117V •• Matte Black Graphite

## Standard Full Brim

- 4-Point Ratchet | 11 Variations
- HP54110 •• White
  - HP54111 •• Black
  - HP54112 •• Gray
  - HP54113 •• Slate Gray
  - HP54120 •• Red
  - HP54130 •• Yellow
  - HP54131 •• Hi-Vis Lime
  - HP54135 •• Green
  - HP54141 •• Hi-Vis Orange
  - HP54160 •• Blue
  - HP54170 •• Hi-Vis Pink



- 6-Point Ratchet | 5 Variations
- HP56110 •• White
  - HP56120 •• Red
  - HP56130 •• Yellow
  - HP56135 •• Green
  - HP56160 •• Blue

## Full Brim

ANSI  
CSA

- Shell constructed from ABS material
- Ratchet suspension is easy to adjust, allowing you to modify the fit while wearing the hat
- Available in 4-point and 6-point ratchet suspension
- 4-point ratchet suspension may be converted to 6-point ratchet suspension with optional strap (HP6PTSUS)
- Replaceable ratchet suspensions available
- Replaceable sweat band— padded fabric and polyurethane foam
- Passes high temperature (HT) and low temperature (LT)
- Custom imprinting available

## Hydro Dipped

- 4-Point Ratchet Hydro Dipped | 10 Variations
- HP54116 •• Matte White Graphite Pattern
  - HP54116S •• Shiny White Graphite Pattern
  - HP54117 •• Matte Black Graphite Pattern
  - HP54117S •• Shiny Black Graphite Pattern
  - HP54117V •• Matte Black Graphite Pattern (Vented)
  - HP54118 •• Matte Copper Pattern
  - HP54119 •• Realtree AP® (Matte)
  - HP54121 •• Matte Red Pattern
  - HP54122 •• Matte Blue Pattern
  - HP54MIX •• HP54116 (3), HP54117 (3), HP54118 (3), and HP54119 (3)



## XR7

- ABS/PC material
- 6-point ratchet suspension
- Swinging hinge points
- Soft 4-point chin strap with breakaway
- Adjustable height and angle options for the suspension
- Easy to grasp knob adjusts the suspension from 6½ to 8 head size
- Packaged with reflective stickers
- Custom imprinting available



Ridgeline XR7 passes ANSI Z89.1-2014 Type 1 Class E and CE EN 397:2012 +A1:2012 / EN 12492 Shock Absorption (Clause 4.2.1.1-Vertical; 4.2.1.2-Front; 4.2.1.3-Side; 4.2.1.4-Rear); Penetration (Clause 4.2.2) and EN 50365 (Electrical Insulation). Ridgeline XR7

**NOTE :** EN 12492 applies to the European market for climbing and mountaineering. Pyramex's Ridgeline XR7 is for the industrial channels usage and meets the standards for industrial safety helmets.

- HP76110 •• White
- HP76113 •• Slate Gray
- HP76116 •• White Graphite
- HP76117 •• Black Graphite
- HP76120 •• Red
- HP76130 •• Yellow
- HP76131 •• Hi-vis Lime
- HP76140 •• Orange
- HP76160 •• Blue



# Safety Helmets & Illumagear

## SHK-1 Series Safety Helmet



Full Brim Vented  
CLASS C

From inception, STUDSON had one goal in mind: to consistently deliver the most innovative head protection in the industrial market so you can get home safe every night.

Note: Always assess workplace hazards and choose the appropriate helmet class for your needs.



Vented  
CLASS C



Full Brim Non-Vented  
CLASS E



Non-Vented  
CLASS E

## Accessories



Full Brim Face  
Shield - Clear



Full Face  
Mesh  
Shield w/  
Mechanism

## ILLUMAGEAR

### Halo



SAFETY



# Cubicle Panels/Work Stations

We offer a full line of cubicle panels and work stations.



KS001



KS002

We offer full layout and design.



KS003

OFFICE



OFFICE



KS018



KS019



KS020



KS021



KS022

OFFICE





# Stand-Up Desks



KS023



KS024



KS025

OFFICE



## DELUXE HIGH BACK EXECUTIVE BONDED LEATHER CHAIR

EC22070-EC3

UPC No: 090234202110

Thick Padded Contour Seat and Back with Built-in Lumbar Support; One Touch Pneumatic Seat Height; PP Loop Arms Padded Nylon Arms; Black Bonded Leather; Heavy Duty Nylon Base with Dual Wheel Carpet Casters



## BOSS "NTR" EXECUTIVE LEATHERPLUS CHAIR

Model: B8601

UPC: 751118860115

High back NTR chair upholstered with LeatherPlus, a combination of leather and polyurethane that promotes added softness and durability. Waterfall seat design prevents leg fatigue, ergonomic back design with integrated lumbar support. 27-inch base with full swivel and five dual hooded casters. No tools required for assembly.



## BONDED LEATHER EXECUTIVE CHAIR

EC3393

UPC No: 090234216612

Black Bonded Leather Seat and Back (-EC3); Locking tilt control w/adjustable tilt tension; PP Loop Arms; Heavy Duty Nylon Base with Dual Wheel Carpet Casters



## EXECUTIVE BONDED LEATHER CHAIR

ECH38665A

UPC No: 090234305378

Thick Padded Contour Seat and Back with Built-In Lumbar Support; One Touch Pneumatic Seat Height Adjustment; Locking Tilt Control with Adjustable Tilt Tension; Padded Flip Arms; Black Bonded Leather (-EC3); Heavy Duty Silver Coated Base with Black End Caps and Dual Wheel Carpet Casters



## DELUXE BONDED LEATHER EXECUTIVE CHAIR

ECH620867-EC3

UPC No: 090234501947

Thick padded contoured black bonded leather seat & back with built-in lumbar support; One-touch pneumatic seat height adjustment; Locking tilt control with adjustable tilt tension; Padded adjustable flip arms; Titanium nylon base with dual wheel carpet casters



## BIG AND TALL EXECUTIVE CHAIR

ECH95297BT

UPC No: 090234529330

Thick padded contoured black bonded leather seat & back with built-in lumbar support; One-touch pneumatic seat height adjustment; Locking tilt control with adjustable tilt tension; Padded loop arms with titanium accents; Heavy duty titanium base with dual wheel carpet casters



## HIGH BACK FAUX LEATHER EXECUTIVE CHAIR

FL7481

UPC No: 090234296591

Faux Leather Seat and Back with Built-In Lumbar Support; One Touch Pneumatic Seat Height Adjustment; Locking Tilt Control with Adjustable Tilt Tension; Black Faux Leather (-U6); Fixed Padded Loop Arms; Heavy Duty Nylon Base with Dual Wheel Carpet Casters



## DELUXE EXECUTIVE LEATHER CHAIR

SPX23590C

UPC No: 090234501831

Thick padded contoured grey bonded leather seat & back with adjustable lumbar support; One-touch pneumatic seat height adjustment; Locking tilt control with adjustable tilt tension; Grey padded aluminum loop arms; Heavy duty polished chrome base with dual wheel carpet casters



## DELUXE SLED BASE ARMLESS CHAIR WITH DESIGNER PLASTIC SHELL

V4420

UPC No: 090234027591

Thick Padded Seat and Back; Designer Plastic Shell Back; Black Finished Frame and Sled Base



V4410

UPC No: 090234045533

Thick Padded Seat and Back; Designer Plastic Shell Back; Black Finished Frame and Sled Base; GREENGUARD Indoor Air Quality Certified



## FAUX LEATHER VISITORS CHAIR

FL7485

UPC No: 090234296621

Faux Leather Seat and Back with Built-In Lumbar Support; Black Faux Leather (-U6); Fixed Padded Loop Arms; Heavy Duty Sled Base



## MAIN STREET GUEST CHAIR – multiple colors

MST55

UPC No: 090234527343

Covered in High Performance, Easy Care Fabric; Polyester batting wrapped foam cushions with box spring seat; Attractive solid wood legs



## PNEUMATIC DRAFTING CHAIR

ST428V-3

UPC No: 090234213963

Pneumatic Height Adjustment; Backless Stool with Vinyl Seat; Height Adjustment 19.25" to 24.5"; Heavy Duty Dual Carpet Casters



## DELUXE R2 SPACEGRID BACK CHAIR

E29-E3RN1F2

UPC No: 090234326366

Breathable R2 SpaceGrid Back with Adjustable Lumbar Support; Thick Padded Black Bonded Leather Seat with Memory Foam; Pneumatic Seat Height Adjustment; 2-to-1 Synchro Tilt Control with Adjustable Tilt Tension; 4-Way Adjustable Flip Arms; Heavy Duty Nylon Base with Oversized Dual Wheel Carpet Casters; GREENGUARD Certification



## DELUXE EXECUTIVE LEATHER CHAIR – also in black

62300C

UPC No: 090234501831

Thick padded contoured grey bonded leather seat & back with adjustable lumbar support; One-touch pneumatic seat height adjustment; Locking tilt control with adjustable tilt tension; Grey padded aluminum loop arms; Heavy duty polished chrome base with dual wheel carpet casters



## PROGRID® HIGH BACK MANAGERS CHAIR – mult. colors

90662

UPC No: 090234314639

Breathable ProGrid® Back w/Built-in Lumbar Support; One Touch Pneumatic Seat Height Adjustment; Deluxe 3-Position Locking 2-to-1 Synchro Tilt Control w/Seat Slider Saddle Seat with Molded Foam; Seat Available in Coal FreeFlex® or Choice of Custom Fabric; 3-Way Adjustable Arms w/PU Pads - Height, Width & Depth; Heavy Duty Nylon Base w/ Dual Wheel Carpet Casters; GREENGUARD Certification



## 24 HOUR ERGONOMIC CHAIR WITH 2-TO-1 SYNCHRO TILT – mult. colors

54666

UPC No: 090234273295

Thick Padded Seat and Back with Built-In Lumbar Support; One Touch Pneumatic Seat Height Adjustment; 3 Position 2-to-1 Control with Locking Tilt with Adjustable Tilt Tension Seat Slider; 2-Way Adjustable Arms; 300 lb. Weight Capacity, Multi Shift Use; Heavy Duty Titanium Finish Metal Base with Dual Wheel Carpet Casters



## BIG AND TALL MESH BACK CHAIR

69002C-EC3

UPC No: 090234387275

Thick padded contour black bonded leather seat & mesh back with adjustable lumbar support; Memory foam seat; One-touch pneumatic seat height adjustment; Locking tilt control with adjustable tilt tension; 2-way adjustable flip arms with 3-position adjustable height; Chrome base with dual wheel carpet casters



## AIR MIST MESH BACK MANAGER'S CHAIR

92555

UPC No: 090234506430

Breathable Air Mist mesh back with FreeFlex II® fabric seat; 2-to-1 synchro tilt control with adjustable tilt tension; One-touch pneumatic seat height adjustment; Height adjustable arms; Ratchet back height adjustment; Heavy duty nylon base with dual wheel carpet casters



# Partitions & Accessories



**BATHROOM PARTITIONS**



# Partitions & Accessories



**BATHROOM PARTITIONS**



We offer single-tier, double-tier, triple-tier and box lockers, stadium, police and military styles. Locker options include metal, plastic and laminate. Closed or open base available. Accessories available include hooks, coat rod, recessed or lift handles, extra shelves and more.





LOCKERS





Kemmco has teamed up with Datum to bring you great quality with huge cost savings!

**WE HAVE A PA STATE CONTRACT!**

## GearStor



### GearStor FEATURES

- Reinforced top and bottom
- 18-gauge welded steel frame
- Solid, louvered, or ventilated doors
- 1-inch slotted uprights
- Continuous piano hinges
- 3-point lock
- Leveling glides
- Powder-coated finish available in multiple colors
- Optional accessory panel supports
- Compatible with Datum Weapon Rack components

Datum's GearStor lockers are a practical solution for personnel who need to secure and store uniforms, equipment, go bags, personal items, and more. Available in single-door or double-door models, these lockers can be equipped with a garment rod, full and partial shelves, and hooks. Optional components such as accessory panels, security boxes, and boot trays are available.



WL-DD-K1, WL-DD-K2, WL-DD-K3



WL-SD-K4



WL-SD-K1, WL-SD-K3, WL-SD-K2

**LOCKERS**



## TA-50



TA-50

Datum's TA-50 economy equipment locker is designed to store gear. The full-access double doors and generous ventilation shorten the dry time for wet gear and allow visual inspection even when doors are closed and locked. The TA-50 locker is equipped with a heavy-duty upper shelf, a full-width welded garment hanger, and four J hooks for convenient, organized gear storage.

### TA-50 FEATURES

- Fully welded locker body
- Constructed of 14- and 16-gauge cold-rolled steel
- Hinged doors are 16-gauge reinforced cold-rolled steel
- Hasp lock (padlock not included)
- Full-length piano hinged doors with security pin
- Continuous, full-height heavy-duty steel security hinges
- 4Post leveling glides included for non-level floors
- Diamond ventilation pattern provides full visibility
- Powder-coated finish
- Available in various sizes and configurations

## Turnout



WL-TL-K1, WL-TL-K2

Datum's Turnout Lockers are the perfect storage solution designed for those who need quick access to get the job done fast! Our custom Turnout Lockers store gear, equipment, and more. These lockers can be equipped with a garment rod, full and partial shelves, and hooks.

### TURNOUT LOCKER FEATURES

- Reinforced top and bottom
- 18-gauge welded steel frame
- 1-inch slotted uprights
- Leveling glides
- Powder-coated finish available in multiple colors
- Optional accessory panel supports





## Your Complete Building Solution



Kemmco Sales has exceptional experience handling your steel building needs. Your steel building will be made in America from American-made steel. We will work closely with you to make sure all of your needs are met. From your purchase, to your design, to the layout and install, we will be there every step of the way.

Not only will Kemmco Sales sell and design your steel building, we will also be able to help you insulate and outfit it. We don't just offer the steel building alone. If you are building space for new offices, we have a vast variety of office furniture, where we provide floor layout plans and install. If you are building a new warehouse, we can provide all the shelving, pallet racking, flammable cabinets, storage cabinets, ladders, rolling carts, spill kits and absorbents, and much more. Kemmco can build with you from the ground up, start to finish. With our competitive pricing and untouchable partnerships, we can make sure your project goes smoothly, finishes on time and stays on budget.



Our buildings are designed for a wide range of applications whether it is commercial, industrial, agricultural, manufacturing, educational, institutional, or recreational. Our dedicated approach delivers exceptional quality, predictable outcomes, continuous growth, opportunities and mutually beneficial relationships.



# Your Complete Building Solution

## Made in the USA

All of our buildings are made in America, by American workers and with 100% American-made steel. Superior quality materials, skilled craftsmanship and cutting edge technology. Compare what we offer and you will see why our buildings are America's best!



## Do-It-Yourself

Our buildings use light-weight, bolt-together components that do not require the use of special equipment, tools, or cranes to construct. With the help of a few friends, you can have your building up and running in a few short days, saving you expense on contractors or renting tools and equipment.



## Affordable

Our buildings are designed by experts with value, strength and durability in mind. With easy construction for the first-time builder, our structures provide years of maintenance-free service at prices well below alternative methods.



## Our Company

Our Company is a small, local, family-owned company dedicated to your happiness. We know the value of good, working relationships and the promise of an old-fashioned handshake. The rest of this flyer will walk you through what our company has to offer. We greatly look forward to working with you!





# Rigid Frame

The virtually maintenance-free solid steel I-Beam building ensures stability, strength and durability.

The virtually maintenance-free solid steel I-Beam building ensures stability, strength and durability. These structures do not require support posts or columns and can span to widths up to 100 ft and lengths of 500' ft. Our durable rigid frame metal buildings are 100% Made in the USA. All of our steel is tested to the highest standards of quality, ensuring compliance with all relevant construction codes.

Kemmco designs for a wide spectrum of residential and commercial projects including Athletic Facilities, Agricultural Storage, Barns, Airplane Hangars, Workshops, Military Buildings, Government Buildings, Industrial Storage, Commercial Warehousing, Machine Sheds, Garages and Workshops, and all other types of steel buildings.



## WARRANTIES

- 60-Year Limited Structural Frame • 40-Year Limited Paint Against Cracking, Flaking, or Peeling
- 40-Year Limited Rust-Through Perforation on Roof Panels
- 30-Year Limited Paint Against Chalking and Fading • Lifetime on Stainless Steel-Capped Fasteners



## Rigid Frame Color Choices

|              |              |                 |                 |
|--------------|--------------|-----------------|-----------------|
|              |              |                 |                 |
| Arctic White | Parchment    | Ash Grey        | Charcoal Grey   |
|              |              |                 |                 |
| Lightstone   | Buckskin Tan | Chocolate Brown | Burnished Slate |
|              |              |                 |                 |
| Slate Blue   | Harbor Blue  | Evergreen       | Antique Red     |

STEEL BUILDINGS



# Cold-Formed Steel Buildings

Designed for fast, easy construction, cold-formed steel buildings (CFSB) are a lighter gauge, reliable, innovative and cost-effective alternative to traditional rigid frame building types.



Created through a process called cold-formed manufacturing, which involves running steel sheets through a series of rollers, these buildings are easier and faster to raise than traditional steel buildings since they do not require the use of heavy construction equipment. But don't let the name fool you - cold-formed steel may weigh less than traditional red iron framing, but it still offers optimal structural integrity. Unlike wood structures, CFSB will not warp or crack over time, and they're inherently resistant to termites and other pests.

Choose from a variety of styles—American Barn, Gambrel, Gable, Single Slope or any combination of these. Options such as mezzanine floors, overhangs and variable bays can be added in the planning stage with the click of a button. Cold-formed Steel is widely used in residential, commercial, and industrial construction due to its versatility and sustainability.



## Cold-Formed Color Choices

|                                    |                                     |                                   |                                   |                                      |
|------------------------------------|-------------------------------------|-----------------------------------|-----------------------------------|--------------------------------------|
|                                    |                                     |                                   |                                   |                                      |
| Polar White<br><i>Also in Trim</i> | Pearl Gray<br><i>Also in Trim</i>   | Slate Gray<br><i>Also in Trim</i> | Charcoal<br><i>Also in Trim</i>   | Black<br><i>Also in Trim</i>         |
|                                    |                                     |                                   |                                   |                                      |
| Brite Red<br><b>PANEL ONLY</b>     | Rustic Red<br><i>Also in Trim</i>   | Lightstone<br><i>Also in Trim</i> | Sahara Tan<br><i>Also in Trim</i> | Burnished Slate<br><b>PANEL ONLY</b> |
|                                    |                                     |                                   |                                   |                                      |
| Hawaiian Blue<br><b>PANEL ONLY</b> | Gallery Blue<br><i>Also in Trim</i> | Colony Green<br><b>PANEL ONLY</b> | Fern Green<br><i>Also in Trim</i> |                                      |



Looking for a quality, durable, and low-maintenance structure with maximum interior space? Kemmco arch-style buildings are your answer.

Made in the USA, these arch-style buildings provide ideal storage for grain, livestock, hay, machinery, and equipment, with extra room for a workshop. Stronger than traditional pole barns and vermin-resistant, they're built to last. Constructed from premium AZ55 Galvalume® coated steel—seven times more rust-resistant than galvanized steel—each building comes with a 50-year limited perforation resistance guarantee. Each building is engineered to withstand harsh weather, including heavy snow, hurricanes, tornadoes, and earthquakes.

Kemmco's high-tech manufacturing and efficient design reduce production costs, making these buildings affordable. They're also easy to assemble—four people with basic tools can complete the build in just three days. Each building ships with a simple assembly manual and blueprints.

Available in widths from 20 ft. to 100 ft. with unlimited length, these versatile structures suit agricultural, storage, industrial workshops, warehouses, and barndominiums.





# Carports & Garages

Kemmco's carports and tubular frame buildings provide reliable protection for your assets. Whether it's shielding your vehicle or RV, storing equipment, or creating a customizable workspace, our metal structures offer superior durability and weather resistance.



## Carport & Garage Color Choices




STEEL BUILDINGS





# Rivet Shelving

Call for pricing on your shelving and storage needs.  
All sizes available, in-stock and ready to ship.



Starter Bay

Add-on Bay





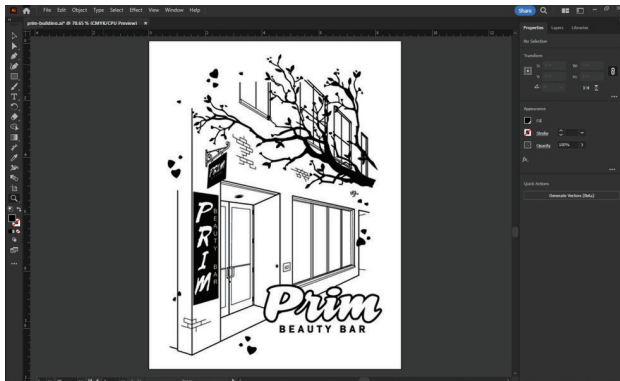
**SHELVING & PALLET RACKING**



# Custom Design & Embroidery

## Custom Design

We specialize in delivering high-impact, custom-designed marketing materials. Our expertise spans new logo creation, logo updates, and a range of other branding and design services tailored to your unique needs.



## Embroidery

Using the latest high-end embroidery machines, we specialize in customizing a wide range of items, from hats and polos to a variety of other apparel and accessories.



CUSTOM PRODUCTS & SERVICES



# Heat Press, Screen Printing & Promo Items

## Heat Press


Our department specializes in high-quality heat press customization, leveraging the latest high-end heat press machines to deliver vibrant and durable designs on a wide range of products.



**ALL DONE IN-HOUSE!**

## Screen Print

We are dedicated to providing exceptional screen printing services using the latest top-of-the-line equipment to deliver high-quality, customized designs on a wide variety of apparel and accessories.



## Promotional Marketing Items

We are your premium partner in promotional marketing and specialize in transforming your vision into tangible brand expressions!


**CUSTOM PRODUCTS & SERVICES**



**KEMMCO SALES**  
 9502 Rout 22  
 Blairsville, PA 15717  
 (724) 327 4904



**KEMMCO CUSTOMS**  
 213 Gay St.  
 New Alexandria, PA 15670  
 (724) 668-5008



**KEMMCO**<sup>TM</sup>  
**SALES**  
**EST. 1983**

9502 Route 22  
Blairsville, PA, 15717, US  
724-327-4904  
[www.kemmcosales.com](http://www.kemmcosales.com)